


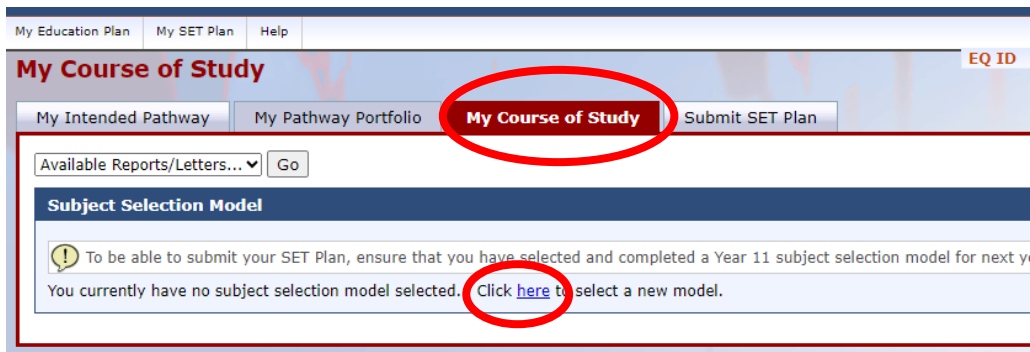
Instructions for Subject Selections in OneSchool

Go to <http://oslp.eq.edu.au> using your internet browser.
Students to log in using their school usernames and passwords (e.g. jsmit223)
Accept Responsible Use Agreement

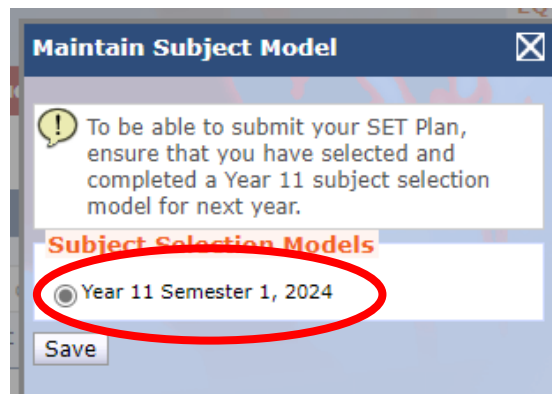
Go to **My SET Plan**.



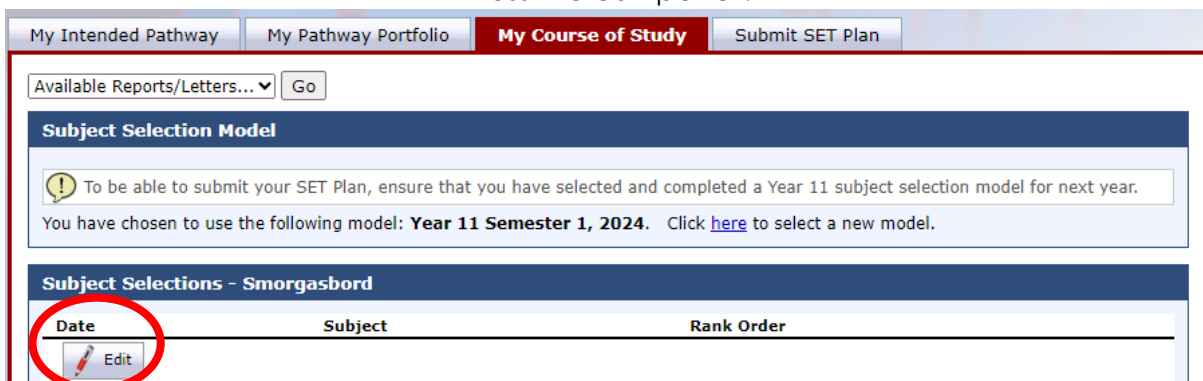
Select **My Course of Study**
Click '**here**' to select a new model.



Select **Year 11 2024**- click save.



Press the **edit** pencil.



Read instructions at the top of the page.

Select 6 subjects (including 1x English & 1x Maths) ensure to put your preferences in order.

Each student must list two extra preferences (reserve subjects) in case classes are full. Select the first from the drop-down list. Press **Add New** to add the subject to the preference list.

Preferences

! Please choose 2 subject preference(s).

Delete	Preference
	Aquatic Practices

Add New | Cancel

Select **Save**.

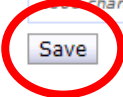
Preferences

! Please choose 2 subject preference(s).

Delete	Preference
	Aquatic Practices
	Chemistry

Notes

characters maximum



Save